

# Middle School Student Survey 2018

---

run on 09/21/2018



surveys





## Report Filters

**School:**  
N/A

**Ethnicity:**  
N/A

**Tag:**  
N/A

**Gender:**  
N/A

**Term:**  
N/A

**Race:**  
N/A

**Grade:**  
N/A



## AdvancED Certified Content

### Demographics

Number of Responses | Percentages of Total Responses

#### 1. Gender

Male	147	40%
Female	218	60%

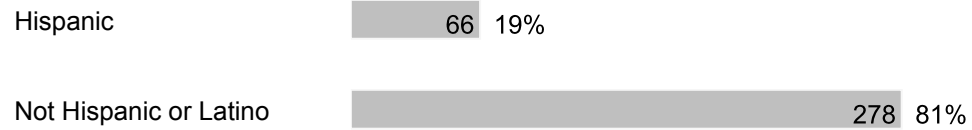
365 respondents

#### 2. Race

American Indian or Alaska Native	0	0%
Asian	2	3%
Black or African American	30	8%
Native Hawaiian or Other Pacific Islander	1	1%
White	272	76%
Two or more races	41	11%

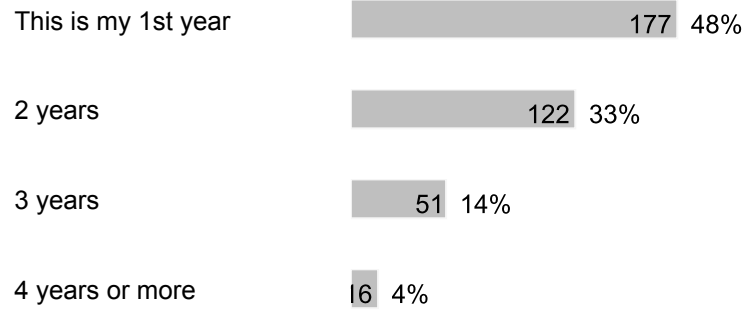
359 respondents

#### 3. Ethnicity



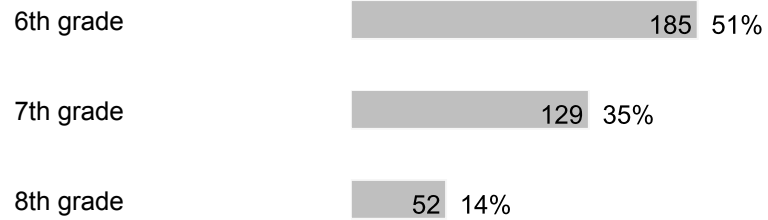
344 respondents

#### 4. Term



366 respondents

#### 5. Grade



366 respondents

**AdvancED Certified Content**

## C. Section 1

Section score: N/A Network average: N/A

1. I set academic goals for myself and/or with the support of teachers/parents.

	Six or more times a year	Three to five times a year	One or two times a year	Never
	4	3	2	1
	Number of Responses			
	Percentage of Total Responses			
	89	112	87	17
	29%	37%	29%	6%
305 respondents				

2. I use the services of the counseling office.

	12	29	77	187
	4%	10%	25%	61%
305 respondents				

3. I explore and begin to plan for college and/or career opportunities.

	73	67	106	59
	24%	22%	35%	19%
305 respondents				

4. I investigate and choose a topic for my projects.

	88	100	105	12
	29%	33%	34%	4%
305 respondents				

5. I participate in, before or after, school activities such as sports, clubs, tutoring, etc.

---

<b>85</b>	<b>66</b>	<b>95</b>	<b>59</b>
<b>28%</b>	<b>22%</b>	<b>31%</b>	<b>19%</b>

305 respondents

## D. Section 2

Section score: N/A Network average: N/A

	In all of my classes	In at least half of my classes	In at least one of my classes	In none of my classes
	4	3	2	1
	Number of Responses			
	Percentage of Total Responses			
1. I work on real-life problems.	85	108	83	20
	29%	36%	28%	7%
296 respondents				
2. I give class presentations or share my work with classmates.	113	108	70	5
	38%	36%	24%	2%
296 respondents				
3. I work on assignments that extend beyond one class period.	131	84	58	23
	44%	28%	20%	8%
296 respondents				

## E. Section 3

Section score: N/A Network average: N/A

	In all of my classes	In at least half of my classes	In at least one of my classes	In none of my classes
	4	3	2	1
	Number of Responses			
	Percentage of Total Responses			
1. I complete meaningful homework to review what I learned in class and/or prepare for the next day's lesson.	166 59%	73 26%	37 13%	3 1%
279 respondents				
2. I complete assignments that meet my personal learning needs.	183 66%	71 25%	21 8%	4 1%
279 respondents				
3. I use a rubric or scoring guide to help me complete an assignment.	98 35%	88 32%	80 29%	13 5%
279 respondents				
4. I work with other students in pairs or small groups.	152 54%	99 35%	25 9%	3 1%
279 respondents				
5. I use digital tools to complete assignments, such as conducting research, finding information, communicating and/or creating something new.	150 54%	103 37%	24 9%	2 1%
279 respondents				
6. I receive specific feedback about my work from my teacher and/or classmates that help me better understand what I'm learning.	134 48%	87 31%	50 18%	8 3%
279 respondents				
7. I am provided opportunities to correct and/or improve my work.	169	83	26	1



8. I receive acknowledgement and/or praise for my strengths or accomplishments.

279 respondents	<b>61%</b>	<b>30%</b>	<b>9%</b>	<b>0%</b>
	<b>131</b>	<b>88</b>	<b>42</b>	<b>18</b>
279 respondents	<b>47%</b>	<b>32%</b>	<b>15%</b>	<b>6%</b>

## F. Section 4

Section score: N/A Network average: N/A

	In all of my classes	In at least half of my classes	In at least one of my classes	In none of my classes
	4	3	2	1
	Number of Responses			
	Percentage of Total Responses			
1. I am safe at school.	228	29	9	8
	83%	11%	3%	3%
	274 respondents			
2. I have the materials, supplies and technology I need to be successful in school.	244	26	5	0
	89%	9%	2%	0%
	275 respondents			
3. I complete challenging work.	191	70	13	1
	69%	25%	5%	0%
	275 respondents			
4. I actively participate in class discussions and activities.	189	72	12	2
	69%	26%	4%	1%
	275 respondents			